

# 如何註冊及管理UpToDate® Anywhere 個人帳號

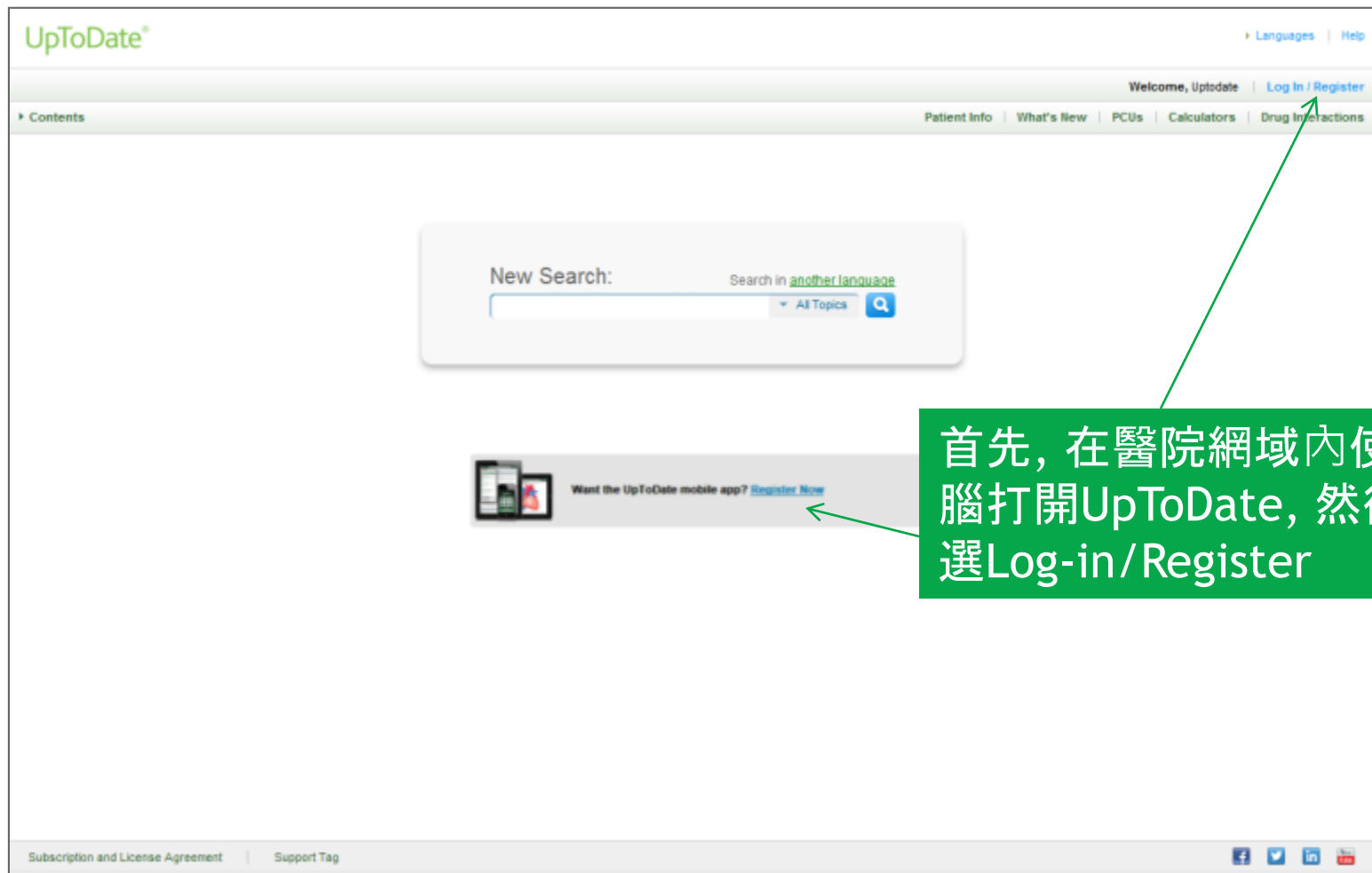
# 有關UpToDate Anywhere

1. 未來，您不再受限只能在醫院的網域內透過電腦使用UpToDate，只要註冊UpToDate的帳號，隨時隨地都可以使用。
2. 智慧型手機、平板電腦，只要有3G或Wi-Fi訊號連上網路，就可以使用UpToDate。
3. 離開醫院後，使用家用電腦或者筆記型電腦，網址輸入<http://www.uptodate.com/online/>，Log in帳號後就能使用。

# 您現在可以透過任何行動裝置使用UpToDate的App

您可以在Android、iOS、等行動裝置系統的應用商店下載免費的UpToDate App，使用時須要登入帳號密碼，一個帳號最多同時在**兩台行動裝置**登入。下一張投影片將教您如何註冊您個人的帳號密碼。

# 註冊UpToDate Anywhere的帳號



The screenshot shows the UpToDate website interface. At the top left is the UpToDate logo. At the top right are links for Languages and Help. Below that is a navigation bar with 'Welcome, Uptodate' and a 'Log In / Register' link. A secondary navigation bar includes 'Contents', 'Patient Info', 'What's New', 'PCUs', 'Calculators', and 'Drug Interactions'. The main content area features a search box with the text 'New Search:' and a search button. Below the search box is a banner for the UpToDate mobile app with a 'Register Now' link. At the bottom, there are links for 'Subscription and License Agreement' and 'Support Tag', along with social media icons for Facebook, Twitter, LinkedIn, and YouTube. A green callout box with white text is overlaid on the right side, with arrows pointing to the 'Log In / Register' link and the 'Register Now' link.

首先，在醫院網域內使用電腦打開UpToDate，然後點選Log-in/Register

# 註冊規則

UpToDate®

Languages | Help

Welcome, Tungs Taichung Metro Harbor Hospital | Log In / Register

All Topics  Contents

Patient Education | What's New | PCUs | Calculators | Drug Interactions

## Register for an UpToDate account

Register today for an UpToDate mobile app for your iOS, Android or Windows 8 device, remote access from your home or office computer, the Current Updates newsletter and free CME credit accrual when researching a clinical question onsite or remotely.

Already registered? Please [log in](#) with your UpToDate username and password.

First Name

Last Name

Email

Country

ZIP/Postal Code (optional)

City

Specialty

Role

### Create your username and password

Username

#### Password rules:

- 8 to 24 characters
- at least 1 uppercase letter
- cannot match username
- at least 1 number, or special character from the following set:  
- \_ @ # \$ % ^ & \* ! ( ) + =

Password

Verify Password

Submit Registration

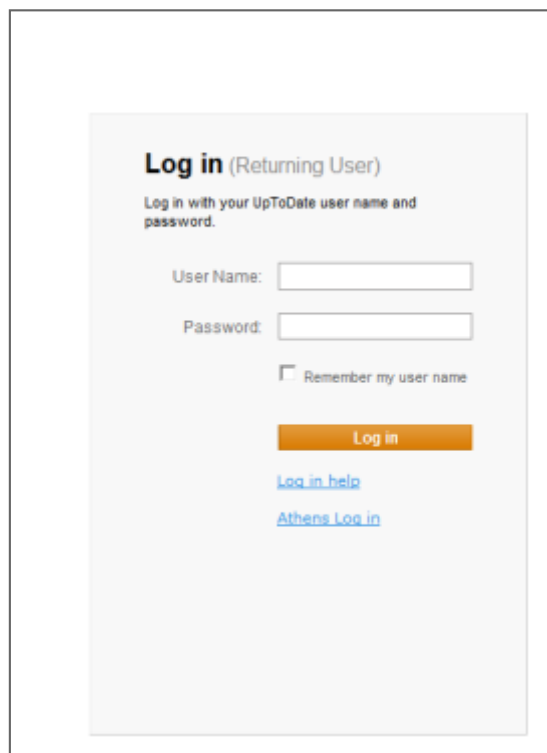
美國以外的地區不需  
填寫ZIP/Postal Code

User Name需要6-50個字  
元，可以輸入大小寫英文、  
數字、或者特殊符號例如  
@ # % \$ & + =

Password需要8-24個字元，  
至少包括1個大寫英文字  
母以及1個數字，您也可以  
輸入特殊符號例如@ #  
% \$ & + =

User Name與  
Password不能相同

# 登入您的帳號



**Log in (Returning User)**  
Log in with your UpToDate user name and password.

User Name:

Password:

Remember my user name

[Log in](#)

[Log in help](#)  
[Athens Log in](#)

如果您已經有帳號，  
直接登入您的帳號。

# 註冊規則

## Register (New User)

[Learn More](#)

All fields are required for registration

Select your user name and password

First Name

User Name

Last Name

Password

Email Address

Verify Password

Verify Email Address

ZIP/Postal Code

Specialty

Practice Type

[Submit Registration](#)

[Skip this for now](#)

User Name需要6-50個字元，可以輸入大小寫英文、數字、或者特殊符號例如 @ # % \$ & + =

Password需要8-24個字元，至少包括1個大寫英文字母以及1個數字，您也可以輸入特殊符號例如@ # % \$ & + =


美國以外的地區不需填寫ZIP/Postal Code

User Name與 Password不能相同

# 從應用程式商店下載UpToDate Mobile App

以Android為例

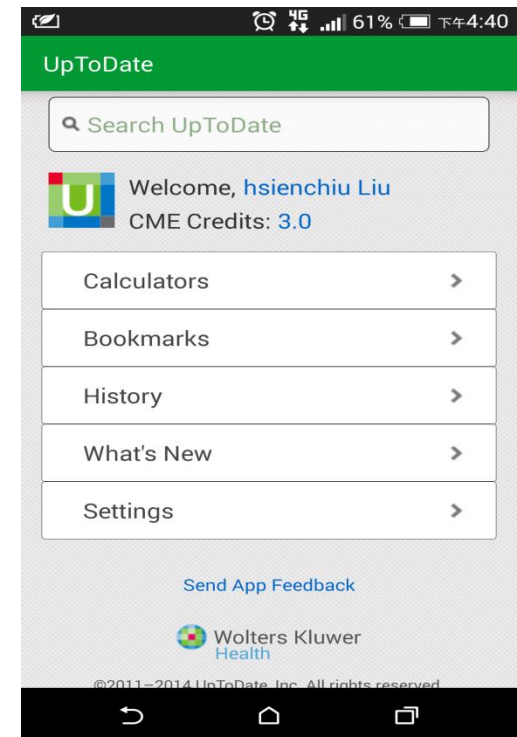
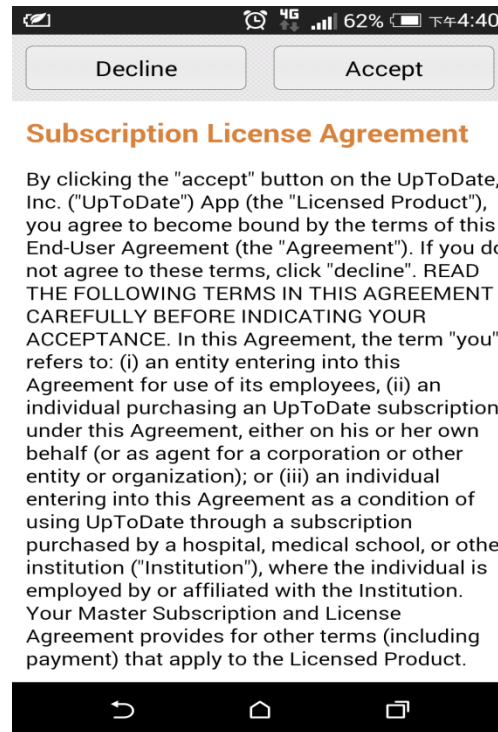
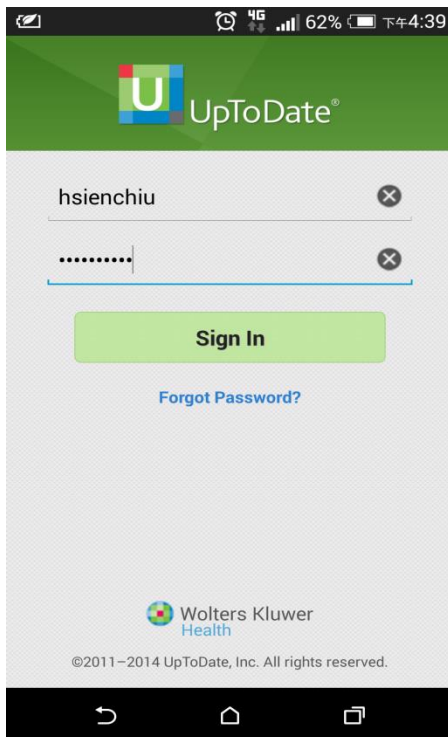
- 進入Play Store
- 搜尋UpToDate
- 點擊UpToDate
- 點擊下載





# 登入帳號

1. 打開UpToDate應用程式，登入您剛剛註冊的帳號，點選Log In。
2. 登入後點選右上角的Accept，同意使用規範。
3. 進入行動裝置首頁。



# 推送通知

重要：**每90天內**您必須在醫院網域內使用電腦登入您的帳號，以延展您的帳號使用有效期，只要您有下載App，當您打開App時會出現提醒。

